
Facebook Project



What if facebook was available in the 17th century? Who would be posting? What would be said? Who was friends with who? What should people know about creating facebook pages?

Let's find out!

Digital Story-Telling using Facebook

Week 7 TED 500 project

Submitted by Andrea Slaven

Grade Level: 7

State Standards: Social Studies 1, Language Arts 1&4

ISTE: 1a,b; 2b,c; 3a,b,c,d; 5a,b,c,d; 6b

Subject: Social Studies

What if we were able to “log-in” to a conversation between two famous historical people? What would their conversation look like on Facebook had that been around?
The following lesson will explore internet etiquette on an “artificial” social network, as well as use knowledge learned from class and other sources about historical events and the person’s role in these events.

Students will use course material to choose historical figures from the period between 1630 – 1750 . Examples might include:

New England Colonies

John Winthrop and friends still in England

Roger Williams , Anne Hutchinson and other settlers in Rhode Island

Middle Colonies

William Penn and other Quakers, Native Americans, and the Pennsylvania Dutch settlers.

Southern Colonies

Lord Baltimore, Mary and Margaret Brent, and other settlers in Maryland

James Oglethorpe, Mary Musgrove and other settlers in Georgia

The lesson project also includes a “real” facebook lesson with a follow-up worksheet.

The project will be completed on school computers, completing the document, use internet research, and practice copy/paste or insert of pictures/images into table. My table is created on the “Profile Page” with photos. I changed the border color from black to white on every other cell to create a space between photos.

Upon completion students will receive a certificate of completion. My database will include First Name, Last Name and date of completion. Certificates can be created by sorting alphabetically, filtering those who have completed the project.

Check List

Check each item below as completed in the square next to the listed item as you complete the project.

Choose the region for which colony you will write about:
Choose One

Choose a person from one of the colonies of your region, real or fictional to depict the lifestyle and events of the time and place.
Name of Historical Figure

Complete a Full Profile Page.

Complete the Wall Information by creating posts from your chosen historical figure. You should include 10 posts from yourself, and 5 responses from others as if there is a conversation.

All dialogue entries are to employ “good posting” etiquette. No slandering of other persons. Points of disagreement may be used, however only with proper debate and discussion written.

Include documents cited.

Read through “FaceBook Today” and answer the questions concerning facebook practices and safety.

When you are completed, return it by the due date._____




Paste Profile Picture Here

Your Name

Update Status Add Photo / Video Ask Question

What's on your mind?


RECENT ACTIVITY




Date
Post



Date
Post



Date
Post



Date
Post



Date
Post



Date
Post









Date
Post

- Wall
- Info
- Photos
- Notes
- Friends
- Subscriptions

- FAVORITES
- News Feed
 - Messages
 - Events
 - Find Friends

facebook 

Photos



Edit Profile

Current City:

Birthday:

Political Views:


Interests:

Favorite Quotation:

Occupation:

Religion:

FACEBOOK TODAY THE DO'S AND DON'TS FOR SAFETY



Playing It Safe

How you present yourself on Facebook says a lot about who you are—just like what you say and do at school or with your friends. In all public places, online and off, it's important to represent yourself as the kind of person you want to be.

The Importance of Being You

Facebook is a community where people use their real names and identities, so we're all accountable for our actions. It's against the [Facebook Terms](#) to lie about your name or age. Help us keep the community safe by reporting fake profiles to Facebook if you ever see them.

Think Before You Post

It's easy to get caught up in the moment and write or do something that may seem hilarious at the time. But remember, what you say can really hurt someone, or come back to haunt you. Think before you post. It only takes a second or two. Ask yourself if you really want to say it. Make sure you don't mind if your friends, classmates, or teachers hear about it later.

Also remember that any information you post – whether in a comment, a note, or a video chat – might be copied, pasted, and distributed in ways that you didn't intend. Before you post, ask yourself - would I be OK if this content was shared widely at school or with my future employer?

At the same time, we all make mistakes. If you find yourself wishing you hadn't said or done something, it's never too late to apologize.

Don't Talk to Me Anymore

If you ever receive hurtful or abusive messages or posts on your profile page you have options. Depending on how serious the situation is, you can ignore it, ask the person to stop, [unfriend](#) or [block](#) the person, or tell your parents, a teacher, a counselor, or another adult you trust. Everyone deserves to be treated with respect.

Report Abusive Content

Be sure to always [report](#) abusive content—whether it's on your profile page, or someone else's. You can also report inappropriate Pages, Groups, Events and fake or impostor profiles. (Remember that reporting is confidential, so no one will know who made the report.)

“Playing it Safe” was taken from:
<https://www.facebook.com/safety/groups/teens/>



Questions to answer about internet safety

1. I'm online and I meet someone my age in a chat room. Is it OK to give him or her my address or phone number so we can get together?

Choose

2. I have a digital picture of myself and someone I met online wants to see it. Is it OK to send it to that person?

Choose

3. I'm visiting a site from a company or organization that I've heard of. They want my name and phone number so I can enter a contest. Is it OK to enter?

Choose

4. I'm in the middle of a chat session and someone says something really mean. Should I:

Choose

5. I'm online and I get a message from my Internet service provider asking for my password. They say they need it to fix my account. Should I give it to them?

Choose

6. I met someone in a chat room who wants to get together. They live nearby. Can I arrange a meeting?

Choose

